

NeoNet's Interim Report 1 January – 30 September 2006

Stockholm, 25 October 2006

The Third Quarter in Summary

- Operating revenues increased by 46% to SEK 91.4 m (62.6).
- Operating earnings before depreciation and net financial items (EBITDA) increased by 85% to SEK 19.4 m (10.5).
- Earnings before tax were SEK 10.0 m (1.5).
- Earnings after tax were SEK 6.6 m. The equivalent figure for the same period last year was SEK 1.5 m excluding the one-off effect of a deferred tax asset (24.1 incl. tax asset).
- Earnings per share before dilution were SEK 0.13. The equivalent figure for the same period last year was SEK 0.03 excluding the one-off effect of a deferred tax asset (0.48 incl. tax asset).
- Underlying cash flow was strengthened and amounted to SEK 9.7 m (5.3).

The First Nine Months in Summary

- Operating revenues increased by 58% to SEK 282.9 m (179.3).
- Operating earnings before depreciation and net financial items (EBITDA) increased by 95% to SEK 61.1 m (31.3).
- Earnings before tax were SEK 32.7 m (5.7).
- Earnings after tax amounted to SEK 22.5 m. The equivalent figure for the same period last year was SEK 5.7 m excluding the one-off effect of a deferred tax asset (28.3 incl. tax asset).
- Earnings per share before dilution were SEK 0.44. The equivalent figure for the same period last year was SEK 0.11 excluding the one-off effect of a deferred tax asset (0.56 incl. tax asset).
- Underlying cash flow was SEK 41.5 m (17.6).

Subsequent Events

- The Board of Directors has resolved that NeoNet will redeem in advance the debenture loan of nominally SEK 50.6 m that is subject to interest at 10%. The loan will be redeemed in December 2006.

NeoNet in the First Nine Months of 2006

NeoNet's strong growth during the year is the result of several factors, the most important being our trading platform which meets the clients' increasing demands for speed, stability and functionality. Focused sales efforts have led to a steady increase in the number of active clients during 2005 and 2006, contributing to growth. During 2006 we have seen an increasing interest in NeoNet's services among major institutional investors in both Europe and the USA. These clients set great store by the fact that NeoNet does not engage in proprietary trading but only trades on behalf of clients, which eliminates the risk of conflicts of interest. NeoNet's position as a neutral player will become an increasingly important sales-argument in the future.

NeoNet currently offers trading on 20 marketplaces and in order to further strengthen and broaden the offering, additional exchanges will be supplied on an ongoing basis. Next on the list is trading on Asian stock exchanges and on the German Eurex derivatives exchange, the latter providing clients with access to trading in liquid futures.

Trading on the Asian markets will begin with access to the Tokyo Stock Exchange, and will then gradually be expanded with more markets to reflect client demand. NeoNet's clients have shown a growing interest in the Asiatic exchanges, and the addition of Asian trading creates a global exchange offering with round-the-clock trading.

During 2006 we have invested in new technical infrastructure to further enhance security, speed and stability. This investment has been made in view of the fact that clients' trading is becoming increasingly advanced, which increases the importance of stability and minimal delay in order to offer the fastest possible access to the exchanges. This improvement will give NeoNet a better position as direct market access becomes an increased part of the clients trading.

In addition to brokerage services, NeoNet's system and software services in the NeoNet eXchange Gateway (XG) product area also play a growing role. NeoNet XG is a central element in the company's strategy to create a broader client offering and a solid earnings base which is not exclusively related directly to clients' trading volumes.

Through the investments in upgraded infrastructure and with the addition of more market places, NeoNet has a cutting edge offering in terms of stability, performance and trading functionality.

Markets

Market conditions have continued to be in favour of NeoNet. Many exchanges have generally shown a strong turnover development and the use of direct market access continues to grow.

Banks and broker-dealers want to growing extent execute all of their trading via a single platform, irrespective of whether they are trading on exchanges where they are members or via a broker. In order to satisfy this demand NeoNet has created complementary software services (NeoNet XG), based on its role as broker, which can be combined with its brokerage services. With these services the clients can handle all their trading via one provider - NeoNet.

As the proportion of direct market access increases, it is becoming an increasingly business-critical element of clients' transaction chains. This and more advanced trading patterns among clients are increasing demands for direct market access. Clients executing an ever-greater proportion of their trading electronically entail an increasing focus on the performance and reliability of the trading platform. As trading becomes increasingly advanced, the importance of minimal delays increases in order to offer the fastest possible access to the connected exchanges. In addition, clients are demanding advanced functionality and a high level of user-friendliness in the trading system.

Clients

NeoNet's positive growth trend is the result of different interacting factors in addition to increasing exchange volumes and a growing share of direct market access trading. Among other things, successful sales efforts have resulted in an increasing number of clients. Additionally, both new and existing clients execute a greater proportion of their trading via NeoNet.

It's satisfying to see the continued high level of interest in the services within NeoNet XG. These services complements the broker service and builds a tighter client relation since the decision to use NeoNet XG has more long-term effects for the client. Additionally the sales-cycle and delivery time are longer than for the brokerage service.

Offering and Product Development

NeoNet has two offerings: brokerage services within *NeoNet Agency Brokerage*, where NeoNet acts as the client's broker, and the new *NeoNet eXchange Gateway (XG)* service, providing system and software services where NeoNet is responsible for operation, hardware, software and infrastructure.

During the period under review NeoNet has added the option to trade on both the Vienna Stock Exchange and the SWX Swiss Exchange. This means that professional investors can now trade with NeoNet on 20 leading exchanges in Europe and North America.

The next step is to add trading on Asian stock exchanges and the Eurex derivatives exchange, the latter in order to be able to offer clients access to European index futures. Trading on the Asian stock exchanges will begin with access to the Tokyo Stock Exchange. The addition of the Asian exchanges creates a global range of trading opportunities. It also means that clients will be able to trade around the clock and exploit investment opportunities on a global level.

During the period under review NeoNet has further developed the system's functionality. One new function enables clients to allocate transactions to their underlying funds/accounts using the FIX (Financial Information eXchange protocol) communications standard. This function facilitates clients' administration, and is part of the effort to create a more automated transaction chain from trade to delivery and payment for the shares. In addition, the user interface has been further developed and the functionality for NeoNet XG and program trading further refined. Program trading involves simultaneous trading with a basket of shares. New so-called 'smart order types' have been added in order to provide expanded options for clients placing orders.

NeoNet has signed an agreement with Reuters to offer clients access to NeoNet's direct market access services via the Reuters Order Routing service. In total, NeoNet has collaborations with more than 20 providers of finance-related services. Collaboration with various industry players is important in marketing and selling NeoNet's services and broadening the company's distribution network.

Revenues

Operating revenues increased by 58% over the nine-month period to SEK 282.9 m (179.3). Operating revenues for the quarter were SEK 91.4 m (62.6), an increase of 46%.

Transaction revenues, which comprise brokerage commission fees for executed client transactions, increased by 58% to SEK 278.1 m (175.8) for the year to date. Transaction revenues for the quarter increased by 45% to SEK 89.3 m (61.6).

The increase in revenues is due partly to the general increase in volumes on many exchanges and partly to an increasing number of clients executing a greater proportion of their trading via NeoNet.

Revenues relating to NeoNet XG represented only a small amount during the period under review, and this is included in the item Other operating revenues.

Revenues from clients' trading on exchanges in both North America and Europe outside the Nordic region are showing strong growth, both as a proportion of revenues and in absolute terms. Revenues from the Nordic region are also increasing, with trading on the Nordic exchanges representing approximately 40% of transaction revenues. Trading on the other European markets represents approximately 45%, with trade on

the North American exchanges accounting for the remainder of revenues.

The trend in revenues from clients based in Europe outside the Nordic region remains very positive. These clients have increased both in absolute terms and as a proportion of total revenues. Clients from other geographical regions are also showing good growth. During the period under review clients in the Nordic region and the rest of Europe each accounted for just over 40% and clients in North America for the remainder of the significant increase in transaction revenues.

Transaction Margin and Expenses

The high volume growth has resulted in an extremely significant improvement in net transaction revenues in absolute terms in both the last quarter and the nine-month period as a whole. NeoNet's variable trading and clearing & settlement costs have developed in line with growth in volume. However, price competition has also had an impact on revenues, resulting in a slight fall in the transaction margin in percentage terms.

Net interest income was SEK -1.7 m (-2.7) and has improved significantly compared with the figure of SEK -4.9 m for the second quarter, which was negatively affected by the cost of temporary settlement loans, some of which were very large.

Personnel and other operating expenses for the first nine months were SEK 105.6 m (82.7). The increase is due to rising costs for variable salaries and additional costs of electronic trading support services, new exchange memberships and strengthening the organization.

Earnings

The Group's earnings before depreciation and net financial items (EBITDA) for the quarter were SEK 19.4 m (10.5), giving an operating margin of 22% (18%).

EBITDA for the first nine months was SEK 61.1 m (31.3) and the operating margin 22% (18%).

Reported earnings after tax for the quarter were SEK 6.6 m. The equivalent figure for the third quarter of 2005 was SEK 24.1 m, of which SEK 22.6 m comprised the one-off effect of a deferred tax asset relating to loss carry-forward. Earnings per share for the quarter were SEK 0.13 (0.48, of which 0.45 as a result of a deferred tax asset).

Earnings after tax for the nine-month period were SEK 22.5 m (28.3, of which 22.6 as a result of a deferred tax asset) and earnings per share SEK 0.44 (0.56, of which 0.45 as a result of a deferred tax asset).

(For further details of items in the Income Statement, see pages 5 and 6.)

Cash Flow

Underlying cash flow for the quarter was SEK 9.7 m (5.3) and SEK 41.5 m (17.6) for the year to date. The positive trend is a result of the improvement in EBITDA.

Reported tax costs have not affected cash flow during 2006.

(For further details, see the Underlying Cash Flow diagram on page 5. For a summary of the Cash Flow Statement, see page 7.)

Investments

Investments, comprising system development and purchase of hardware, totaled SEK 7.9 m (3.0) for the quarter and SEK 16.2 m (11.1) for the nine-month period. During the quarter extra large investments were made in equipment for expanded redundancy and network capacity. Investments represented 9% (5%) of transaction revenues for the quarter and 6% (6%) for the nine-month period. Among the fixed assets there are no development projects in progress for which depreciations has not started. An impairment test will be carried out on goodwill and other intangible assets at year-end, comparing the accounting value with the recovery value. The intangible asset consisting of NeoNet's in-house-developed trading system is depreciated on an ongoing basis over a period of three to five years.

Employees

NeoNet has employees and sales representation in Sweden, the USA, the UK, Italy, France and Germany. The number of employees in the Group at the end of the period was 91 (80 at the beginning of the year).

During the nine-month period NeoNet strengthened its organization in areas such as brokerage, sales, customer service, IT and clearing & settlement. As part of NeoNet's expansion strategy, Per Andersson has been appointed Global Head of Sales.

Liquidity and Financial Position

The NeoNet Group's current liquid assets comprise the sum of bank deposits, interest-bearing instruments, the difference between contract settlement receivables and liabilities, and receivables – mainly from clearing houses and similar institutions – less temporary cash and securities loans.

The net amount of these items at 30 September was SEK 208.7 m. The corresponding holding of current liquid assets at the beginning of the year was SEK 148.2 m. The gross liquid assets recognized in the balance sheet were SEK 470.7 m, of which SEK 427.5 m comprised blocked funds, compared with SEK 184.3 m and SEK 158.4 m respectively at the beginning of the year. Fluctuations in the liquid assets recognized in the balance sheet are normal for this kind of business.

At 30 September 2006 interest-bearing receivables, mainly in the form of bank deposits, amounted to SEK 470.7 m (406.1) and interest-bearing current liabilities to SEK 247.5 m (127.0).

The Board of Directors has resolved that NeoNet will redeem in advance the debenture loan of nominally SEK 50.6 m that is subject to interest at 10%. The loan redemption and the payment of interest will take place on 30 December 2006.

Consolidated shareholders' equity at the end of the period was SEK 283.3 m (249.7 on 1 January 2006). Equity per share was SEK 5.42 (4.96).

During the third quarter parties holding series TO5 warrants exercised their option to subscribe for 3,218,436 new shares. The amount raised, SEK 19.3 m, was recognized on the closing date as Other injected capital, as the number of registered shares had not been changed as at the end of the third quarter. This has reduced the number of outstanding warrants to 9,691,009. When the new shares have been registered during the fourth quarter the number of shares will have increased to 55,512,146.

Capital coverage was 47% (48%) and the consolidated equity/assets ratio 28% (33%).

The Group has a significant disputed receivable with a nominal value of EUR 1.1 m. The status of the case has not changed since the last report was published.

A total of 553,500 warrants were bought back during the second and third quarters, equivalent to an amount of SEK 4.5 m.

Outlook

NeoNet has a strong market position within the rapidly growing direct market access segment. The company's strength lies in access to a large and increasing number of markets, an advanced, high-performance system platform, and a high level of service. These factors, combined with the fact that NeoNet is a neutral player which primarily uses its own exchange memberships, create a highly competitive share-trading service.

NeoNet's diversification is becoming more evident as trading volumes increase on more marketplaces, the number of clients in numerous countries increases, and NeoNet XG generates new revenues. Overall, in the long term this is expected to generate more stable revenues that are less susceptible to short-term fluctuations on the stock market than in the past.

NeoNet does not provide forecasts.

The Parent Company

The parent company, which is not an operating company, carries out certain group-wide functions such as group management, financial management, business development, investor relations and communication.

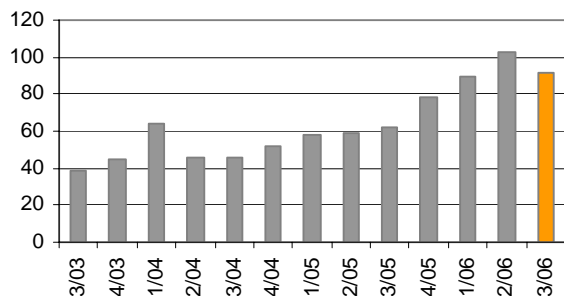
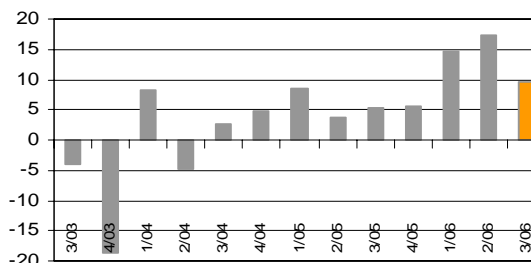
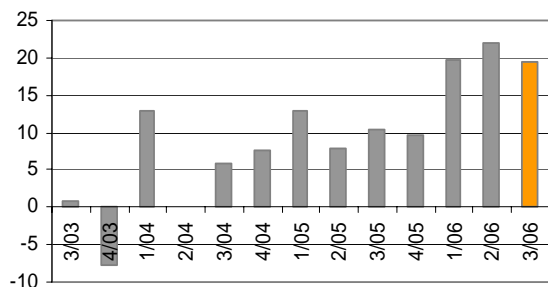
The parent company reported net sales of SEK 0.0 m (0.0). Earnings before tax for the nine-month period were SEK -8.8 m (-7.7).

Equity in the parent company amounted to SEK 236.8 m at period-end (233.7 at the beginning of the year).

No investments have been made in 2005 or in 2006 to date. Liquid assets at 30 September 2006 were SEK 0.3 m, compared with SEK 0.4 m at the beginning of the year.

FINANCIAL DEVELOPMENT IN SUMMARY

SEK m	3 months Jul.-Sep. 2006	3 months Jul.-Sep. 2005	9 months Jan.-Sep. 2006	9 months Jan.-Sep. 2005	12 months Oct. 2005- Sep. 2006	12 months Oct. 2004- Sep. 2005	12 months Jan.-Dec. 2005
Income statement							
Transaction revenues	89.3	61.6	278.1	175.8	355.5	225.3	253.2
Operating revenues	91.4	62.6	282.9	179.3	361.6	230.9	258.0
Operating earnings before depreciation (EBITDA)	19.4	10.5	61.1	31.3	70.9	39.0	41.0
Operating margin	22%	17%	22%	18%	20%	17%	16%
Earnings before tax	10.0	1.5	32.7	5.7	33.2	3.3	6.2
Earnings after tax	6.6	24.1	22.5	28.3	21.0	25.9	26.8
Underlying cash flow							
from operations (excl. net interest income)	17.6	8.3	57.7	28.7	67.8	36.6	38.8
from investments	-7.9	-3.0	-16.2	-11.1	-20.8	-14.3	-15.7
Total underlying cash flow	9.7	5.3	41.5	17.6	47.0	22.3	23.1
Current liquid assets, net	208.7	145.9	208.7	145.9	208.7	145.9	148.2

Operating Revenues, quarterly, SEK m

Underlying Cash Flow, SEK m

Operating Earnings before Net Financial Items and Depreciation (EBITDA), SEK m


Underlying cash flow comprises the sum of:

- cash flow from ongoing operations, excluding net interest income and changes in assets and liabilities of ongoing operations
- investment activity, excluding acquisitions.

A summary of the Cash Flow Statement will be found later in the report.

FINANCIAL STATEMENTS IN SUMMARY

Consolidated Income Statement

SEK m	3 months Jul.-Sep. 2006	3 months Jul.-Sep. 2005	9 months Jan.-Sep. 2006	9 months Jan.-Sep. 2005	12 months Oct. 2005- Sep. 2006	12 months Oct. 2004- Sep. 2005	12 months Jan.-Dec. 2005
Transaction revenues	89.3	61.6	278.1	175.8	355.5	225.3	253.2
Transaction expenses	-37.9	-24.6	-116.2	-65.3	-150.0	-85.0	-99.1
Transaction revenues, net	51.4	37.0	161.9	110.5	205.5	140.4	154.1
Other operating revenues	2.1	1.0	4.8	3.5	6.1	5.6	4.8
Other operating expenses	-14.0	-13.2	-44.0	-40.0	-62.3	-50.4	-58.3
Personnel expenses	-20.1	-14.3	-61.6	-42.7	-78.4	-56.6	-59.5
Net earnings from financial transactions	-1.4	-0.3	-1.5	-0.3	-1.8	-1.3	-0.6
Depreciation	-6.3	-6.0	-17.9	-17.8	-24.1	-24.8	-24.0
Interest income	3.1	1.5	8.3	3.6	10.0	4.4	5.3
Interest expenses	-4.8	-4.2	-17.3	-11.1	-21.8	-14.0	-15.6
Net interest expense	-1.7	-2.7	-9.0	-7.5	-11.8	-9.6	-10.3
Earnings before tax	10.0	1.5	32.7	5.7	33.2	3.3	6.2
Tax	-3.4	22.6	-10.2	22.6	-12.2	22.6	20.6
Earnings after tax	6.6	24.1	22.5	28.3	21.0	25.9	26.8
Earnings per share before dilution, SEK	0.13	0.48	0.44	0.56	0.41	0.51	0.53
Earnings per share after dilution, SEK	0.12	0.43	0.40	0.51	0.37	0.48	0.48
Number of shares, 000	52 294*	50 588	52 294*	50 588	52 294*	50 588	50 590
Average number of shares, 000	51 517	50 586	50 929	50 584	50 843	50 584	50 585
Average number of shares after dilution, 000	57 055	55 960	56 466	55 958	56 086	54 452	55 745

*) During the subscription period in September 2006, warrants were exercised to subscribe for a total of 3,218,436 new shares. The new shares had not been registered as at the end of the quarter. After registration in the fourth quarter, the number of shares will be 55,512,146. The number of outstanding warrants is 9,691,009, plus 553,500 held by the company.

FINANCIAL STATEMENTS IN SUMMARY
Consolidated Balance Sheet

SEK m	30 Sep. 2006	30 Sep. 2005	31 Dec. 2005
ASSETS			
Liquid assets	470.7	406.1	184.3
Intangible fixed assets	48.3	55.3	53.7
Goodwill	77.7	77.7	77.7
Tangible fixed assets	9.5	5.8	5.8
Deferred tax asset	11.0	22.6	20.9
Contract settlement receivables, net	319.4	170.8	115.7
Other assets	52.4	18.4	20.2
Pre-paid expenses and accrued income	5.6	8.4	9.5
Total assets	994.6	765.1	487.9
LIABILITIES, PROVISIONS AND SHAREHOLDERS' EQUITY			
Liabilities to credit institutions	247.5	127.0	77.1
Securities loans	342.3	301.9	73.9
Other liabilities	29.8	12.9	17.7
Accrued expenses and deferred income	41.6	23.0	20.0
Subordinated debt	50.1	49.3	49.5
Shareholders' equity			
Share capital	2.6	2.5	2.5
Other injected capital	235.6	206.1	206.2
Reserves	-3.3	-2.0	-2.3
Retained earnings, incl. current year earnings	48.4	44.3	43.3
Total liabilities, provisions and shareholders' equity	994.6	765.1	487.9
Memorandum items			
Blocked funds, liquid assets	427.5	383.2	158.4
Blocked funds, contract settlement receivables	247.5	127.0	77.0
Floating charge	15.0	15.0	15.0
Consolidated Cash Flow Statement			
SEK m	Jan.-Sep. 2006	Jan.-Sep. 2005	Jan.-Dec. 2005
Cash flow from ongoing operations, excluding settlement of executed equity transactions	54.9	36.4	48.3
Cash flow from ongoing operations attributable to settlement of executed equity transactions ¹⁾	238.3	236.9	13.1
Cash flow from investment activity	-16.2	-11.1	-15.7
Cash flow from financing activity	11.0	0.1	-5.0
Cash flow for the period	288.0	262.3	40.7
Liquid assets at beginning of year	184.3	143.8	143.8
Liquid assets, translation difference	-1.6	0.0	-0.2
Liquid assets at end of period	470.7	406.1	184.3

Change in Consolidated Shareholders' Equity

Jan.-Sep. 2006	Other		Total shareholders' equity		
SEK m	Share capital	injected capital	Reserves Retained earnings	equity	
Opening balance 1 Jan. 2006	2.5	206.2	-2.4	43.4	249.7
Translation difference	-	-	-0.9	-0.4	-1.3
Payments received for new share subscriptions	0.1	29.4	-	-	29.5
Warrant buy-back	-	-	-	-4.5	-4.5
Dividend paid	-	-	-	-12.6	-12.6
Earnings for the period	-	-	-	22.5	22.5
Closing shareholders' equity 30 Sep. 2006	2.6	235.6	-3.3	48.4	283.3
Jan.-Sep. 2005					
SEK m					
Opening balance 1 Jan. 2005	2.5	286.8	-16.2	-53.1	220.0
Reclassification of translation differences	-	-	16.1	-11.1	5.0
Translation difference	-	-	-1.9	-0.5	-2.4
Reduction of share premium reserve	-	-80.7	-	80.7	0.0
Earnings for the period	-	-	-	28.3	28.3
Closing shareholders' equity 30 Sep. 2005	2.5	206.1	-2.0	44.3	250.9
Jan.-Dec. 2005					
SEK m					
Opening balance 1 Jan. 2005	2.5	286.8	-16.2	-53.1	220.0
Reclassification of translation differences	-	-	11.0	-11.0	0.0
Payments received for new share subscriptions	0.0	0.1	-	-	0.1
Translation difference	-	-	2.8	-	2.8
Reduction of share premium reserve	-	-80.7	-	80.7	0.0
Earnings for the period	-	-	-	26.8	26.8
Closing shareholders' equity 31 Dec. 2005	2.5	206.2	-2.4	43.4	249.7

Accumulated translation differences at 30 September 2006 were SEK -3,3 m (-2.7).

1) Cash flow attributable to settlement of equity transactions executed on behalf of clients varies considerably from period to period, depending on the situation with respect to settlement positions on the closing day.

Accounting Policies

The present interim report has been prepared in accordance with IAS 34 Interim Financial Reporting.

Since 1 January 2005 the NeoNet Group has been applying International Financial Reporting Standards (IFRS), as adopted in the EU; the Swedish Annual Accounts Act for Credit Institutions and Securities Companies (ÅRKL); and the regulations of the Swedish Financial Supervisory Authority. The transition to IFRS, as adopted in the EU, from the previous accounting policies has taken place in accordance with IFRS 1.

The same accounting policies, definitions concerning key figures and calculation methods are used as in the most recent annual report.

The parent company applies the Swedish Annual Accounts Act and RR 32 Accounting for Legal Entities.

Stockholm, 25 October 2006

NeoNet AB (publ)

Simon Nathanson
President and CEO

The interim report is issued by the President and CEO following authorization from the Board.

Auditor's Review Report

We have performed a review of the interim report for NeoNet AB (publ) for the period 1 January 2006 to 30 September 2006. Responsibility for preparing and presenting a fair interim report in accordance with IAS 34, the Annual Accounts Act for the parent company and the Annual Accounts Act for Credit Institutions and Securities Companies for the group rests with the company's management. Our responsibility is to

express an opinion on the interim report based on our review.

We have performed our review in accordance with standard SÖG 2410 Review of interim financial information performed by the company's elected auditor, issued by FAR. A review consists in asking questions, in the first instance of persons responsible for financial and accounting issues; performing an analytical review; and carrying out other review measures. A review has a different focus and a significantly reduced scope compared with the focus and scope of an audit in accordance with Swedish Auditing Standards and good auditing practice in general. The review measures carried out in a review do not allow us to be certain that we are aware of all the important circumstances which could have been identified if an audit had been performed. The opinion expressed on the basis of a review does not therefore offer the certainty of an opinion expressed on the basis of an audit.

Based on our review, no circumstances have emerged which give us reason to assume that the interim report has not, in all material aspects, been prepared in accordance with IAS 34, the Annual Accounts Act for the parent company and the Annual Accounts Act for Credit Institutions and Securities Companies for the group.

Stockholm, 25 October 2006

PricewaterhouseCoopers AB

Eva Riben
Authorized Public Accountant

Contact information:

Simon Nathanson
Tel. +46 8-454 15 51
simon.nathanson@neonet.biz

NeoNet AB (publ)

Corporate identity number: 556530-1263
Address: Box 7545, 103 93 Stockholm, Sweden
Visiting address: Kungsgatan 33
Tel. +46 8-454 15 00
Fax: +46 8-10 40 84
www.neonet.biz

Financial calendar

Year-End Release 2006, 8 February 2007
Annual General Meeting, 26 April 2007, 18.00 CET, Stockholm
Interim report Q1 2007, 26 April 2007
Interim report Q2 2007, 16 August 2007
Interim report Q3 2007, 26 October 2007